



MLA Quick Guide

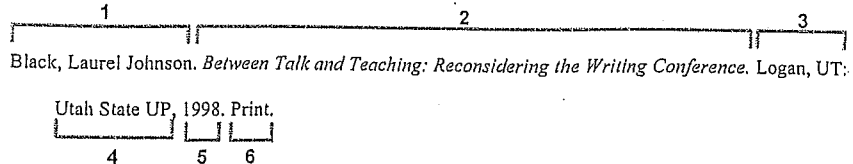
Find YOUR Future

MLA DOCUMENTATION STYLE: WORKS CITED PAGE

Most humanities disciplines use Modern Language Association (MLA) style to cite sources. MLA-style documents include brief in-text citations. Below are the steps for properly citing for your "Works Cited" page. Please refer to enclosed sample first page located in handout for in-text citation.


Book

- 1 Author
- 2 Title and subtitle
- 3 City of publication
- 4 Publisher
- 5 Date of publication
- 6 Medium



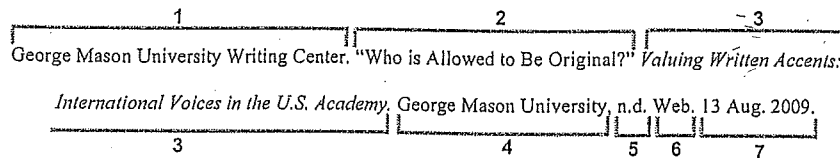
Article (print)

- 1 Author
- 2 Title and subtitle
- 3 Name of periodical
- 4 Volume and issue numbers (for scholarly journal)
- 5 Date or year of publication
- 6 Page numbers
- 7 Medium



Short work from a website

- 1 Author
- 2 Title of short work
- 3 Title of website
- 4 Sponsor of website
- 5 Update date ("n.d." if there is no date)
- 6 Medium
- 7 Date of access



Article from a database

- 1 Author
- 2 Title and subtitle
- 3 Name of periodical
- 4 Volume and issue numbers
- 5 Date or year of publication
- 6 Page numbers
- 7 Name of database
- 8 Medium
- 9 Date of access

